

A SWARA-CoCoSo-Based Approach for Spray Painting Robot Selection

Vidyapati KUMAR¹, Kanak KALITA², Prasenjit CHATTERJEE³,
Edmundas Kazimieras ZAVADSKAS⁴, Shankar CHAKRABORTY^{5,*}

¹ *Department of Mechanical Engineering, Indian Institute of Technology, Kharagpur, India*

² *Department of Mechanical Engineering, Vel Tech Rangarajan Dr. Sagunthala R&D
Institute of Science and Technology, Avadi, India*

³ *Department of Mechanical Engineering, MCKV Institute of Engineering, Howrah, West Bengal,
India*

⁴ *Institute of Sustainable Construction, Faculty of Civil Engineering,
Vilnius Gediminas Technical University, Lithuania*

⁵ *Department of Production Engineering, Jadavpur University, Kolkata, India*
e-mail: vidyapatikumar.me@kgpian.iitkgp.ac.in, drkanakkalita@veltech.edu.in,
p.chatterjee@mckvie.edu.in, edmundas.zavadskas@vgtu.lt, s_chakraborty00@yahoo.co.in

Received: September 2021; accepted: November 2021

Abstract. In order to avoid working in a constrained hazardous environment, manual spray painting operation is gradually being replaced by automated robotic systems in many manufacturing industries. Application of spray painting robots ensures defect-free painting of dissimilar components with higher repeatability, flexibility, productivity, reduced cycle time and minimum wastage of paint. Due to availability of a large number of viable options in the market, selection of a spray painting robot suitable for a given application poses a great problem. Thus, this paper proposes the integrated application of step-wise weight assessment ratio analysis (SWARA) and combined compromise solution (CoCoSo) methods to identify the most apposite spray painting robot for an automobile industry based on seven evaluation criteria (payload, mass, speed, repeatability, reach, cost and power consumption). The SWARA method identifies cost as the most significant criterion based on a set preference order, whereas, Fanuc P-350iA/45 is selected as the best spray painting robot by CoCoSo method. The derived ranking results are also contrasted with other popular multi-criteria decision making (MCDM) techniques (TOPSIS, VIKOR, COPRAS, PROMETHEE and MOORA) and subjective criteria weighting methods (AHP, PIPRECIA, BWM and FUCOM). High degrees of similarity in the ranking patterns between the adopted approach and other MCDM techniques prove its effectiveness in solving complex industrial robot selection problems. This integrated approach is proved to be quite robust being almost unaffected by the changing values of the corresponding tuning parameter in low-dimensional MCDM problems.

Key words: robot, spray painting, MCDM, SWARA, CoCoSo.

*Corresponding author.

1. Introduction

Spray painting is a technique where a special device is utilized to spray a coating, mainly paint, ink, varnish etc. through the air onto a finished surface. During this operation, compressed gas, usually air is employed to atomize and direct the paint particles towards the surface. It has now become an indispensable process in many industries, like automobile, fabrication, pipe, cookware, aerospace and defense (Haugan, 1974). However, the industrial paint mainly in the form of volatile organic compounds is extremely hazardous to human body after atomization. Airtight spraying room and poor ventilation conditions also make the working environment of manual spray painters extremely deleterious. Manual spray painting also causes non-uniform and imperfect coating, wastage of paint, high cycle time, low flexibility, poor repeatability, difficulty in painting complicated inaccessible part features, etc.

With rapid industrialization and rise in automation, painting robots have gradually evolved out as an effective substitute to manual spray painting operation ensuring reduced human effort with better working environment, increased consistency, higher productivity, increased flexibility, lower power consumption and minimum paint wastage (Muzan *et al.*, 2012). The paramount outcome of Industry 4.0 is to select and deploy an intelligent spray painting robot combining massive data, cloud computing, solid safety, intelligent sensors, the Internet of Things (IoT), and other significant technologically advanced features. Digitalization and closed-loop solutions provided by Industry 4.0 would enable the spray painting robots to optimize their painting operations while minimizing the paint used and energy consumed. Furthermore, deploying a suitable spray painting robot in the era of Industry 4.0 would eliminate paint shear, poor finishing quality, recurrent flushing, undesirable downtime, etc. Consequently, the use of digitalization technologies would aid in careful monitoring of paint quality, predicting machine failure and paint lines, resulting in improving performance and efficiency of spray painting robots. Usually, paint robots are of two types, i.e. hydraulic and electronic. Hydraulic robots are robust in construction, offer high load capacity and provide simple solutions for fulfilling explosion-proof standards as power cables to electronic servo motors are eliminated. They are also low cost alternatives to their electronic counterparts. With respect to speed, repeatability and flexibility, electronic paint robots are far superior to hydraulic robots. These electronic robots are highly accurate, and can deliver consistent, seemingly identical results with respect to thickness and uniform coatings. While eliminating the risk of human error, when paired with other automatic painting equipment they can maximize the efficiency of spray painting operation. Although their initial cost is quite high, they require less mechanical maintenance due to their modular design. With the help of suitable software, algorithms, sensors and cameras, they can recognize which parts of the products to paint using right amount of paint for a flawless finish. However, both these paint robot types require proper preventive maintenance and intervention of technically knowledgeable support staff for their operations and selection of some of the specific operational parameters. For spray painting operation, a five or six-axis (degree of freedom) robot capable of complex arm and wrist motions is usually preferred. Among these axes, three are for the base motions

and the remaining are for applicator orientation (Gujela *et al.*, 2015). Degree of freedom is the number of independent parameters needed to completely specify the configuration of a mechanism. The number of axes configured in a robot is directly related to its degree of freedom. For a simple straight-forward operation, like material handling or pick-n-place task, a simple four axis robot is sufficient. However, if its application is constrained within a small confined space with its arm requiring a lot of twisting and turning, a six axis robot would be a good choice. The number of axes thus depends on its application. More axes provide better flexibility, provided that the cost permits. Hence, while considering and solving an industrial robot selection problem, the most important decision is to evaluate what kind of applications and what kind of processes the robot is used for.

In order to fulfill the requirements of present-day manufacturing industries, selection of spray painting robots has now become much varied due to availability of plenty of alternatives with varying configurations and complexities. Sometimes, the end users are so fascinated with a particular robot that they do not examine whether the required parts can be painted more quickly and inexpensively with a less costly alternative. Many a time, a robot is selected for a painting operation without sufficient analysis of the application requirements. Thus, while selecting a robot for a given painting task, due consideration needs to be provided on its various specifications and capabilities, like space requirement, ability to paint dissimilar parts at high production rate, speed, purchase cost including additional expenses of integrating it into the paint system, cycle time, simplicity of programming, repeatability, work envelop, payload, mechanical weight, etc. (Khouja and Ofodile, 1994). Thus, it can be propounded that identification of the most appropriate robot from a pool of available alternatives with respect to a set of conflicting evaluation criteria resembles a typical multi-criteria decision making (MCDM) problem (Tashtoush *et al.*, 2015; Bader and Rahimifard, 2020). In this paper, a spray painting robot selection problem for an automobile industry is solved while integrating step-wise weight assessment ratio analysis (SWARA) and combined compromise solution (CoCoSo) methods. Based on the opinions of a group of decision makers, subjective weights assigned to the considered criteria are estimated using SWARA method, while CoCoSo method helps in deriving the ranking order of the alternative spray painting robots for the given task.

This paper is organized as follows: Based on the literature review, the corresponding research gap is identified in Section 2. Section 3 provides the mathematical details of SWARA and CoCoSo methods. A real-time spray painting robot selection problem is solved in Section 4 along with a comparative analysis of the ranking performance of SWARA-CoCoSo method against other integrated MCDM techniques. Conclusions are drawn in Section 5.

2. Survey of the Literature

It has already been mentioned that selection of a spray painting robot from an array of alternatives available in the market for a given painting task is a typical MCDM problem. Presence of conflicting evaluation criteria (like high speed with low power consumption,

high efficiency with reduced initial capital investment, etc.) often makes this problem more complex. Due to availability of a large number of MCDM techniques and ardent need to accurately resolve this problem, solving robot selection problems for diverse industrial applications with the help of MCDM techniques has already caught the interest of the past researchers. Table 1 provides a list of different MCDM techniques applied for industrial robot selection along with the corresponding evaluation criteria and weight measurement techniques considered.

It is interestingly noticed that a plethora of MCDM techniques, like weighted sum method (WSM), weighted product model (WPM), weighted aggregated sum product assessment (WASPAS), multi-objective optimization on the basis of ratio analysis (MOORA), multiplicative MOORA (MULTIMOORA), simple multi-attribute rating technique (SMART), analytic hierarchy process (AHP), technique for order of preference by similarity to ideal solution (TOPSIS), VIKOR (Vlse Kriterijumska Optimizacija I Kompromisno Resenje), elimination et choice translating reality (ELECTRE), graph theory and matrix approach (GTMA), preference ranking organization method for enrichment evaluation (PROMETHEE), grey relational analysis (GRA), range of value (ROV), polygons area method (PAM), complex proportional assessment (COPRAS), additive ratio assessment (ARAS), evaluation based on distance from average solution (EDAS), TODIM (TOmada de Decisao Interativa Multicriterio), multi-attributive border approximation area comparison (MABAC), etc. have been adopted in this direction.

The AHP and best worst method (BWM) are the subjective techniques, and entropy method and criteria importance through intercriteria correlation (CRITIC) are the objective techniques mainly deployed for assigning relative importance to the considered robot selection criteria. It can be noted from Table 1 that those MCDM tools have principally been applied to identify industrial robots for pick-n-place (while avoiding certain predefined obstacles), assembly, arc welding and packaging operations. Robots have also been selected to provide support during milling and numerical control machining operations.

The review of literature in Table 1 reveals that until date, no endeavor has been put forward by the past researchers in identifying candidate robots for spray painting operations in manufacturing industries. On the other hand, applications of SWARA as a subjective criteria weight measurement tool and CoCoSo as a ranking tool for alternatives have not been explored towards industrial robot selection. There is also a lack of studies related to comparative analysis of different MCDM techniques while solving industrial robot selection problems. Athawale and Chakraborty (2011) only exhaustively compared the ranking performance of various MCDM techniques, like WSM, WPM, AHP, TOPSIS, GTMA, VIKOR, ELECTRE, PROMETHEE, GRA and ROV for an industrial pick-n-place robot selection problem. Keeping in view the identified research gaps, this paper proposes an integrated application of SWARA and CoCoSo methods for identifying the most suitable robot for spray painting operations in an automobile industry.

While solving a given MCDM problem with m alternatives and n evaluation criteria, both AHP and SWARA methods can subjectively estimate the corresponding criteria weights. They employ pair-wise comparisons to express relative importance of the decision making elements in a hierarchy, which is known as comparative importance of

Table 1
A comprehensive list of past researches on industrial robot selection.

Author(s)	Application	Criteria	Weight measurement	MCDM
Chatterjee <i>et al.</i> (2010)	Pick-n-place operation	Load capacity, maximum tip speed, repeatability, memory capacity, manipulator reach, velocity, vendor's service quality, program flexibility, cost	AHP, subjective judgment	VIKOR, ELECTRE
Athawale and Chakraborty (2011)	Pick-n-place operation	Load capacity, repeatability, maximum tip speed, memory capacity, manipulator reach	AHP	WSM, WPM, AHP, TOPSIS, GTMA, VIKOR, ELECTRE, PROMETHEE, GRA, ROV ELECTRE
Rehman and Ahamri (2013a)	Packaging	Velocity, load capacity, repeatability, program flexibility, purchase cost, installation cost	AHP	ELECTRE
Athawale <i>et al.</i> (2012)	Pick-n-place operation	Load capacity, maximum tip speed, repeatability, memory capacity, manipulator reach, velocity, cost, vendor's service quality, program flexibility	AHP	VIKOR
Rehman and Ahamri (2013b)	Packaging	Velocity, load capacity, repeatability, program flexibility, purchase cost, installation cost	AHP	TOPSIS
Azimi <i>et al.</i> (2014)	NC machine support, pick-n-place operation	Cost, handling coefficient, load capacity, repeatability, velocity, maximum tip speed, memory capacity, manipulator reach	AHP	WSM, WPM, TOPSIS, VIKOR, PAM
Omoniwa (2014)	Pick-n-place operation	Repeatability, load capacity, maximum tip speed, memory capacity, manipulator reach, cost, handling capacity, velocity	–	GRA
Sen <i>et al.</i> (2015)	Pick-n-place operation	Velocity, load capacity, cost, repeatability, maximum tip speed, memory capacity, manipulator reach	AHP	PROMETHEE-II
Karande <i>et al.</i> (2016)	Pick-n-place operation	Load capacity, repeatability, maximum tip speed, memory capacity, manipulator reach, cost, handling coefficient, velocity	AHP	WSM, WPM, MOORA, WASPAS, MULTIMOORA
Sen <i>et al.</i> (2016)	Pick-n-place operation	Load capacity, repeatability, maximum tip speed, memory capacity, manipulator reach, velocity, cost	AHP	TODIM
Breaz <i>et al.</i> (2017)	Milling	Load capacity, reach, weight, repeatability, power consumption, dexterity, service	AHP	AHP
Mathew <i>et al.</i> (2017)	Pick-n-place operation	Load capacity, repeatability, maximum tip speed, memory capacity, manipulator reach	AHP	WASPAS
Mondal <i>et al.</i> (2017)	Pick-n-place operation	Load capacity, repeatability, maximum tip speed, memory capacity, manipulator reach	AHP	COPRAS
Simion <i>et al.</i> (2018)	Arc welding	Motion, repeatability, allowable loading moment, payload, robot mass, reach, power rating, cost, flexibility	AHP	AHP
Yalçın and Uncu (2019)	Manufacturing Pick-n-place operation	Load capacity, repeatability, vertical reach, degree of freedom, maximum tip speed, memory capacity, manipulator reach, man-machine interface, program flexibility, vendor's service contract, cost	AHP	EDAS

(continued on next page)

Table 1
(continued)

Author(s)	Application	Criteria	Weight measurement	MCDM
Suszyński and Rogalewicz (2020)	Assembly	Lifting capacity, weight, working range, repeatability, range of movement, cost, velocity	AHP	AHP, TOPSIS, SMART
Agarwal et al. (2021)	Arc welding	Payload, horizontal reach, vertical reach, repeatability, weight, power rating, cost, flexibility, safety, welding performance, maintainability, ease of programming	Entropy	MABAC
Goswami et al. (2021)	Pick-n-place operation	Velocity, load capacity, cost, repeatability, maximum tip speed, memory capacity, manipulator reach	CRITIC	TOPSIS-ARAS, COPRAS-ARAS
Rashid et al. (2021)	Manufacturing	Load capacity, repeatability, velocity ratio, degree of freedom	BWM	EDAS
Chodha et al. (2021)	Arc welding	Mechanical weight, repeatability, payload, maximum reach, average power consumption	Entropy method	TOPSIS
This paper	Spray painting	Payload, cost, repeatability, speed, reach, robot mass, power consumption	SWARA	CoCoSo

average value in SWARA method. The AHP method requires a significantly large number of pair-wise comparisons against SWARA method, which has a relatively small, i.e. $(n - 1)$ comparisons. Thus, for a high-dimensional problem, in AHP method, the number of pair-wise comparisons proportionately increases, adversely influencing consistency of the derived solutions. But AHP method employs an effective procedure to check consistency of the pair-wise comparisons, which helps in identifying biasness in decision making. The SWARA method does not have such a procedure. In AHP method, for performing pair-wise comparisons, a 9-point scale is usually adopted. On the contrary, in SWARA method, the decision makers have more freedom to express their judgments using a wider scale (any value between 0 and 1). A smaller number of pair-wise comparisons and easiness in expressing judgments along with its capability to rank criteria and determine their weights makes SWARA a more demanding approach in prioritizing sustainability assessment indicators of energy system (Zolfani and Sapauskas, 2013) and failures in solar panel systems (Ghoushchi et al., 2020), solving personnel selection problem (Karabašević et al., 2015), assessing sustainable third party reverse logistic provider (Mishra and Rani, 2021), selecting landfill site (Majeed and Breesam, 2021), etc. On the other hand, CoCoSo method integrates WSM and WPM methods to determine sum of weighted comparability sequence and power of weighted comparability sequence while deriving an aggregated performance score for ranking of the alternatives under consideration. It has found successful applications in solving supplier (Yazdani et al., 2019a) and cloud service provider (Lai et al., 2020) selection problems, and studying machinability properties of graphene nanocomposites (Kumar and Verma, 2021). In this paper, the effectiveness of SWARA-CoCoSo method in solving spray painting robot selection problem in real-time manufacturing environment is validated using Spearman's rank correlation coefficients against SWARA-TOPSIS, SWARA-VIKOR, SWARA-COPRAS, SWARA-

PROMETHEE and SWARA-MOORA methods. Similarly, its effectiveness is also proved with respect to AHP-CoCoSo, PIPRECIA (pivot pairwise relative criteria importance assessment)-CoCoSo, BWM-CoCoSo and FUCOM (full consistency method)-CoCoSo techniques. The SWARA-CoCoSo approach has already been adopted in solving location selection problem for logistics center (Ulutaş *et al.*, 2020), renewable energy resource selection problem (Rani *et al.*, 2021), identifying barriers for adoption of IoT in manufacturing sector (Cui *et al.*, 2021), etc.

3. Methods

3.1. SWARA Method

The procedural steps of SWARA method are enumerated as below (Stanujkic *et al.*, 2015):

Step 1: To estimate subjective weights of the criteria under consideration, they are first sorted with respect to their expected relative significance based on opinions of the decision makers/experts using their cognition, experience and knowledge. If the number of decision makers (r) is large and the decision problem is more subjective, preferential orders (relative significances) of n number of criteria are indicated by an integer rank score ranging from 1 to 5, representing most significant (rank 5) and very insignificant (rank 1) criteria along with the respective intermediate rank values. Using Eq. (1), the average rank values (\bar{t}_j) are computed as follows:

$$\bar{t}_j = \frac{\sum_{k=1}^r t_{kj}}{r}, \quad (1)$$

where t_{kj} indicates ranking assigned by k th respondent to j th criterion and r is the number of decision makers involved.

Once these average ranks are computed, criteria weights (q_j) are calculated by dividing the average value of each criterion by the sum of criteria priority values, as indicated in the following Eq. (2):

$$q_j = \frac{\bar{t}_j}{\sum_{j=1}^n \bar{t}_j}. \quad (2)$$

Step 2: Thus, in order to avoid differences in opinions of the participating decision makers, these q_j values can be treated as the initial s_j values in SWARA method. Now, starting from the second criterion, the group of decision makers is again asked to express the relative importance of j th criterion in relation to $(j - 1)$ th criterion. This ratio is called the comparative importance of average value, s_j (Keršulienė *et al.*, 2010).

Step 3: Calculate the value of coefficient k_j using the following Eq. (3):

$$k_j = \begin{cases} 1, & j = 1, \\ s_j + 1, & j > 1. \end{cases} \quad (3)$$

Step 4: Determine the recalculated weight q_j as below Eq. (4):

$$q_j = \begin{cases} 1, & j = 1, \\ \frac{q_{j-1}}{k_j}, & j > 1. \end{cases} \quad (4)$$

Step 5: Compute the relative criteria weights as Eq. (5):

$$w_j = \frac{q_j}{\sum_{k=1}^n q_k}, \quad (5)$$

where w_j is the weight assigned to j th criterion.

3.2. CoCoSo Method

The CoCoSo is a recently developed MCDM technique based on the integrated application of WSM and WPM methods (Yazdani *et al.*, 2019b), leading to the attainment of the compromise solution for a given problem. The application of CoCoSo method involves the following steps:

Step 1: Develop the initial decision matrix.

$$X = \begin{bmatrix} x_{11} & x_{12} & \dots & x_{1n} \\ x_{21} & x_{22} & \dots & x_{2n} \\ \dots & \dots & \dots & \dots \\ x_{m1} & x_{m2} & \dots & x_{mn} \end{bmatrix}, \quad (6)$$

where x_{ij} denotes the performance score of i th alternative with respect to j th criterion.

Step 2: Apply linear normalization technique to make all the elements of the decision matrix dimensionless and comparable.

For beneficial criterion:

$$r_{ij} = \frac{x_{ij} - \min x_{ij}}{\max x_{ij} - \min x_{ij}}, \quad \text{where } i = 1, 2, \dots, m; \text{ and } j = 1, 2, \dots, n. \quad (7)$$

For cost criterion:

$$r_{ij} = \frac{\max x_{ij} - x_{ij}}{\max x_{ij} - \min x_{ij}}, \quad (8)$$

where r_{ij} is the normalized value of x_{ij} .

Step 3: Now, based on WSM and WPM methods, the corresponding performance indexes S_i and P_i for each of the alternatives are calculated.

$$S_i = \sum_{j=1}^n w_j \times r_{ij}, \quad (9)$$

$$P_i = \sum_{j=1}^n (r_{ij})^{w_j}. \quad (10)$$

Step 4: Estimate three different appraisal scores for the alternatives using the following aggregation strategies.

$$k_{ia} = \frac{S_i + P_i}{\sum_{i=1}^m (S_i + P_i)}, \quad (11)$$

$$k_{ib} = \frac{S_i}{\min_i S_i} + \frac{P_i}{\min_i P_i}, \quad (12)$$

$$k_{ic} = \frac{\lambda \times S_i + (1 - \lambda) \times P_i}{\lambda \times \max_i S_i + (1 - \lambda) \times \max_i P_i} P_i, \quad 0 \leq \lambda \leq 1. \quad (13)$$

It is worthwhile to mention here that Eq. (11) is formulated using arithmetic mean of sums of WSM and WPM scores, and Eq. (12) is developed based on the sum of relative scores of WSM and WPM compared to the best. On the other hand, Eq. (13) expresses the balanced compromise of WSM and WPM scores. In Eq. (13), the value of λ ranges between 0 and 1, with $\lambda = 0.5$ considered as the default value.

Step 5: Rank the alternatives based on descending order of their k_i values.

$$k_i = (k_{ia} \times k_{ib} \times k_{ic})^{\frac{1}{3}} + \frac{1}{3}(k_{ia} + k_{ib} + k_{ic}). \quad (14)$$

Thus, the best alternative should have the maximum k_i value.

4. Spray Painting Robot Selection Using SWARA-CoCoSo Method

In order to apply SWARA-CoCoSo method in solving an industrial spray painting robot selection problem, 12 alternative robot models from six different manufacturers are considered here. They all have six degrees of freedom. Their operational performance is then assessed with respect to seven evaluation criteria, i.e. payload (P) (kg), mechanical weight (M) (kg), speed (S) (m/sec), repeatability (RE) (mm), reach (RC) (mm), cost (C) (USD) and power consumption (PC) (kVA). Among them, P, S and RC are beneficial attributes having their higher values, while M, RE, C and PC are non-beneficial (cost) attributes requiring their lower values. Payload is the weight including weight of the end arm tooling and weight of the product (spray gun and paint) that a robot can lift. Although its higher

Table 2
Spray painting robot alternatives and evaluation criteria.

Alternative		Criteria						
Manufacturer	Model	P	M	S	RE	RC	C	PC
Kawasaki	KF121	12	770	1.2	0.5	2668	52186	5.1
	KJ264	15	540	1.5	0.5	2640	58137	7.3
ABB	IRB 5500-22	13	780	1.4	0.15	2975	20167	6.2
	IRB 5510	13	767	1.4	0.15	2600	12550	5.3
YASKAWA	Motoman MPX-3500	15	590	2	0.15	2700	39000	3
	Motoman EPX-2800	20	650	2	0.5	2779	44000	5
Haosheng	HS-6-1722	20	220	2	0.06	1722	54000	4.4
	HS-6-1640	10	185	2	0.05	1640	50000	5.7
Fanuc	P-250iB/15	15	530	1.8	0.2	2800	22500	4.4
	P-350iA/45	45	590	1.8	0.1	2606	25000	3.1
Yooheart	HY1010A-143	10	170	1.6	0.06	1430	23000	3
	HY1050A-200	50	520	1.6	0.08	2000	25000	8

value is always recommended, its extreme value may adversely affect the performance of a robot by slowing down its speed and increasing the cycle time. Choosing a robot not only depends on its payload, but also it requires a comprehensive consideration of other important criteria. Robot's own mechanical weight plays an important role when it needs to be mounted on a conveying system for automated spray painting operation. Excessive payload and higher mechanical weight increase the inertia of a spray painting robot, abating its performance. Speed can be defined as the rate at which the spray painting operation is performed and is directly related to the productivity of the robotic system. Speed mainly depends on the cycle time that the given task needs to complete with due consideration of both acceleration and deceleration of a robot from one point to another. Repeatability is the capacity of a robot to consistently perform the same task with minimum deviation. It ensures defect-free painting of the components/parts. Generally, its value between 0.02 mm and 0.05 mm is highly desirable. If the application process is relatively rough, such as packaging, palletizing, etc., the robot needs not to have high precision. Reach can be defined as the distance from the centre of a robot to the fullest extension of its arm, determining the work envelop of a given robot. Cost is related to the total capital invested for procurement of a robot for a specific painting task and power consumption measures the total electric power required to operate it. Lower power consumption provides cost savings as it is treated as an input to the device. Table 2 provides the initial decision matrix, consisting of 12 alternatives and seven criteria, considered in this paper for solving the spray painting robot selection problem using SWARA-CoCoSo method. The information regarding the technical specifications of the considered spray painting robots is collected from the catalogues/websites of the concerned robot manufacturers.

To estimate subjective weights of the considered criteria using SWARA method, they are first sorted with respect to their expected relative significance based on unanimous opinions of a group of decision makers while fulfilling the basic requirements of spray painting operation. Three experts were called for meetings, and after mutual discussion and brainstorming, relative significances of the considered criteria were estimated. The

Table 3
Calculation of criteria weights using SWARA method.

Criteria	s_j	k_j	q_j	w_j
C		1	1.00	0.28
P	0.4	1.4	0.71	0.20
PC	0.35	1.35	0.53	0.15
RE	0.25	1.25	0.42	0.12
RC	0.2	1.2	0.35	0.10
S	0.15	1.15	0.31	0.09
M	0.1	1.1	0.28	0.08

Table 4
Ranking of spray painting robots using SWARA-CoCoSo method (for $\lambda = 0.5$).

Model	S_i	P_i	k_{ia}	k_{ib}	k_{ic}	k_i	Rank
KF121	0.2150	3.7341	0.0549	2.1343	0.5244	1.2990	12
KJ264	0.1895	4.2238	0.0613	2.1311	0.5861	1.3508	11
IRB 5500-22	0.5180	5.2567	0.0802	4.1409	0.7669	2.2966	8
IRB 5510	0.5693	6.0680	0.0922	4.6284	0.8814	2.5892	5
Motoman MPX-3500	0.5830	6.3058	0.0957	4.7645	0.9148	2.6722	3
Motoman EPX-2800	0.4212	5.2748	0.0791	3.6347	0.7564	2.0915	10
HS-6-1722	0.4831	6.0575	0.0909	4.1709	0.8686	2.4006	7
HS-6-1640	0.4206	5.3244	0.0798	3.6449	0.7629	2.1013	9
P-250iB/15	0.6208	6.3912	0.0974	4.9871	0.9312	2.7729	2
P-350iA/45	0.8007	6.7296	0.1046	6.0267	1.0000	3.2346	1
HY1010A-143	0.6081	4.8665	0.0761	4.5118	0.7270	2.4011	6
HY1050A-200	0.6315	5.6850	0.0878	4.8543	0.8388	2.6366	4

first expert is a managing director having 25 years of administrative experience in spray painting division of a large aerosol company. The second expert is a quality control manager with 12 years job experience in powder coating quality control. On the other hand, the third expert is a project manager and has more than 15 years experience in managing paint and wall covering functions on contracts and product submittals. Among these criteria, maximum importance is assigned to the procurement cost of a spray painting robot, followed by its payload capacity. On the other hand, mechanical weight of the robot has the least significance. Thus, the order of preference for the evaluation criteria is set as $C \rightarrow P \rightarrow PC \rightarrow RE \rightarrow RC \rightarrow S \rightarrow M$. Table 3 depicts the criteria weight calculations using SWARA method. In this table, the concerned group of decision makers expresses the relative importance of j th criterion in relation to $(j - 1)$ th criterion, leading to the estimation of comparative importance of average value (s_j). Now, using Eqs. (3)–(4), values of coefficient (k_j) and recalculated weight (q_j) are respectively calculated. Finally, the relative criteria weights are computed applying Eq. (5). It can be unveiled that according to the set preference order of the criteria, C has the maximum priority weight, followed by P, while M is the least important criterion.

Following the procedural steps of CoCoSo method, the initial decision matrix of Table 2 needs to be linearly normalized to transform all of its elements within a range of 0 to 1, considering the type of the evaluation criterion involved in the spray painting robot selection problem. In Table 4, the corresponding values of sum of weighted comparability

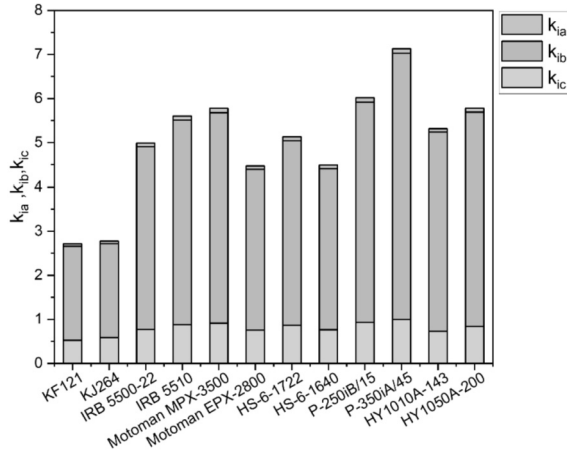


Fig. 1. Ranking of spray painting robots based on their appraisal scores.

sequence (S_i) and power of weighted comparability sequence (P_i) are determined for all the alternative robots, employing Eqs. (9) and (10) respectively. Using this information, the corresponding values of three different appraisal scores are estimated which are aggregated together to derive the final appraisal scores for all the considered spray painting robots. It can be clearly noticed from Table 4 that Fanuc P-350iA/45 model occupies the top position in the ranking list with the maximum appraisal score, followed by P-250iB/15 model of the same manufacturer. On the other hand, minimum preference would be assigned to Kawasaki KF121 model for the given spray painting operation. The ranking positions of these robots are pictorially represented in Fig. 1. Relatively high payload and speed, moderate reach and mechanical weight, and relatively low repeatability, cost and power consumption justify the selection of Fanuc P-350iA/45 model as the most suitable spray painting robot. It is interesting to note here that while calculating the appraisal scores (i.e. k_{ic} in Eq. (13)), value of the corresponding tuning parameter (λ) may play an important role in influencing the final selection decision. The behaviour of SWARA-CoCoSo method while ranking the candidate robots for varying values of λ is studied in Fig. 2. It can be observed from this figure that for all the possible values of λ , the positions of the top two and last two spray painting robots in the derived ranking lists remain unaltered, although there are marginal deviations in the positions of the intermediately ranked robots. Thus, it can be propounded that the proposed SWARA-CoCoSo method is quite robust, being almost unaffected by the changing λ values.

To understand the impact of λ on the ranking pattern of SWARA-CoCoSo method, a robustness study is carried out where the value of λ is varied between 0 and 1 with 0.01 increments to generate 101 independent trials. The rank awarded to each robot for each λ value is presented in Fig. 3(a). It is observed that except for ranks 6–9, other ranks remain constant even with changes in λ . The relative rank shares of different alternatives (robots) are provided in Fig. 3(b). It is noticed that there is 0% change in the top 5 and bottom 3 robot rankings. However, the robot rankings between ranks 6–9 are marginally

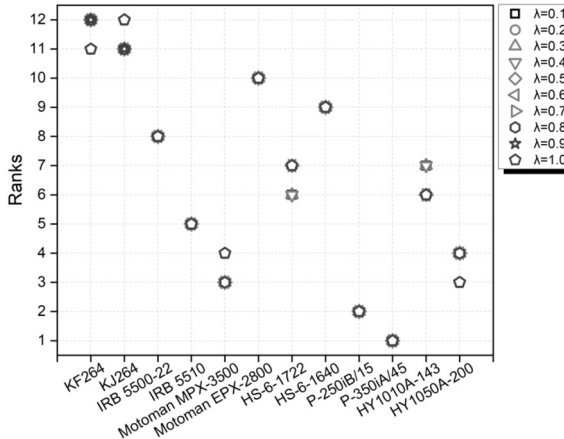


Fig. 2. Rankings of alternative robots for varying λ values.

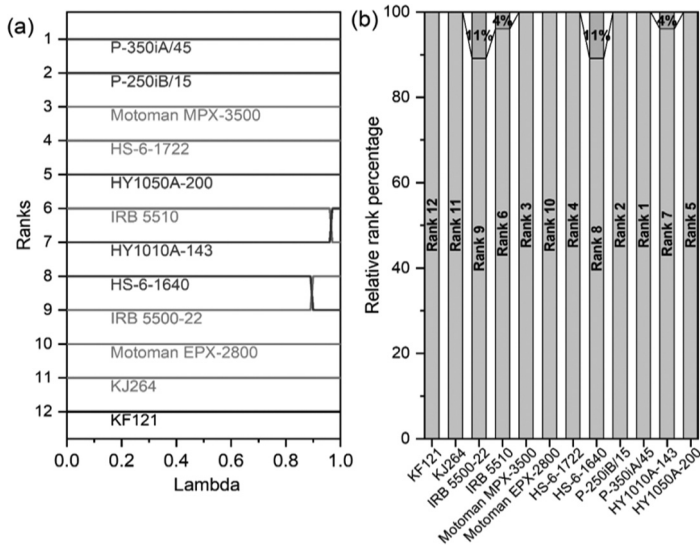


Fig. 3. (a) Variation of ranks by SWARA-CoCoSo with respect to change in λ for each robot, and (b) Relative share of ranks for each robot for 101 SWARA-CoCoSo trials for $\lambda = 0$ to 1.

affected by changes in λ value. Between ranks 8–9, there is 11% variation, whereas, for ranks 6–7, it is only 4%. The results of this robustness test indicate that SWARA-CoCoSo is almost insensitive to changes in λ and thus, parameter tuning can be overlooked for low-dimensional MCDM problems. The ranking pattern may be affected with λ value for high-dimensional MCDM problems. Thus, it is recommended for future studies that the default value for λ should be considered as 0.5 while solving MCDM problems. Thus, SWARA-CoCoSo is a viable tool for such real-working optimal robot selection scenarios.

Table 5
Ranking of robots using different integrated MCDM techniques.

Model	SWARA-CoCoSo	SWARA-TOPSIS	SWARA-VIKOR	SWARA-COPRAS	SWARA-PROMETHEE	SWARA-MOORA
KF121	12	11	11	12	11	11
KJ264	11	12	12	11	12	12
IRB 5500-22	8	6	7	7	7	7
IRB 5510	5	3	5	4	6	5
Motoman MPX-3500	3	7	4	6	5	6
Motoman EPX-2800	10	10	8	10	9	10
HS-6-1722	7	8	10	8	8	8
HS-6-1640	9	9	9	9	10	9
P-250iB/15	2	5	3	5	3	4
P-350iA/45	1	1	1	1	1	1
HY1010A-143	6	4	6	2	4	3
HY1050A-200	4	2	2	3	2	2
r		0.5400	-0.9227	0.8400	0.8500	0.9400

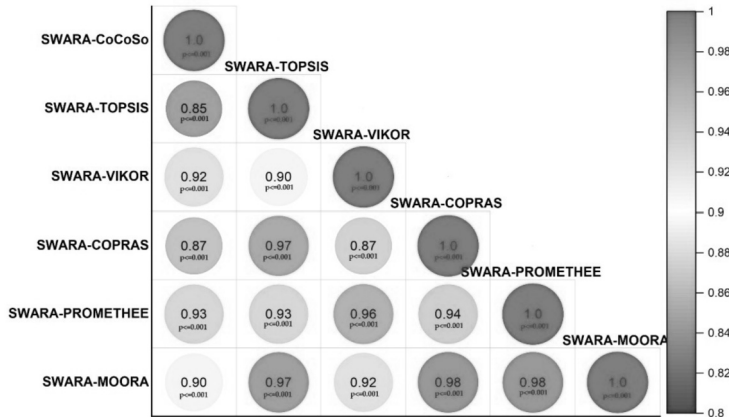


Fig. 4. Spearman's rank correlations for different integrated MCDM techniques.

Now, to validate the effectiveness of SWARA-CoCoSo method in accurately ranking the candidate alternative spray painting robots, its performance is contrasted with other popular MCDM techniques, like TOPSIS (Behzadian *et al.*, 2012), VIKOR (Opricovic and Tzeng, 2004), COPRAS (Zavadskas *et al.*, 2008), PROMETHEE (Brans and Vincke, 1985) and MOORA (Brauers *et al.*, 2008) methods. In this comparative analysis, the criteria weighting technique, i.e. SWARA remains the same. Table 5 provides the ranking results for all the considered integrated approaches and the corresponding Spearman's rank correlation values are plotted in Fig. 4 (p -values for almost all the cases <0.001). For all the MCDM techniques integrated with SWARA method, Fanuc P-350iA/45 model is identified as the most preferred choice. On the other hand, the worst chosen robot alternative is from one of the models manufactured by Kawasaki. It can be revealed from Fig. 4 that the ranking pattern of the alternative spray painting robots derived us-

Table 6
Criteria weights using other subjective weighting methods.

Criteria	SWARA	AHP	PIPRECIA	BWM	FUCOM
C	0.28	0.35	0.30	0.1865	0.1921
P	0.20	0.23	0.23	0.1553	0.1529
PC	0.15	0.17	0.17	0.1366	0.1518
RE	0.12	0.16	0.12	0.1358	0.1366
RC	0.1	0.04	0.08	0.1353	0.1258
S	0.09	0.03	0.05	0.1294	0.1251
M	0.08	0.03	0.03	0.1211	0.1157

Table 7
CoCoSo-based ranking of robots with other subjective weighting methods.

Model	SWARA-CoCoSo	AHP-CoCoSo	PIPRECIA-CoCoSo	BWM-CoCoSo	FUCOM-CoCoSo
KF121	12	11	11	12	12
KJ264	11	12	12	11	11
IRB 5500-22	8	7	7	9	8
IRB 5510	5	3	4	6	7
Motoman MPX-3500	3	6	5	3	3
Motoman EPX-2800	10	10	9	10	10
HS-6-1722	7	8	8	4	4
HS-6-1640	9	9	10	8	9
P-250iB/15	2	4	3	2	2
P-350iA/45	1	1	1	1	1
HY1010A-143	6	5	6	7	6
HY1050A-200	4	2	2	5	5

ing SWARA-CoCoSo is almost similar to that of SWARA-TOPSIS, SWARA-VIKOR, SWARA-CORPAS, SWARA-PROMETHEE and SWARA-MOORA methods. High correlation coefficients (r) between the utility (performance) scores of SWARA-CoCoSo and other integrated MCDM techniques (shown in the last row of Table 5) reassure this observation. In VIKOR, the alternatives are ranked based on ascending values of its utility score, whereas, in other methods (CoCoSo, TOPSIS, COPRAS, PROMETHEE and MOORA), alternatives are ranked using descending values of their utility scores. This is the reason of obtaining negative r value between SWARA-CoCoSo and SWARA-VIKOR methods. Slight variations in the rankings of the intermediately positioned robots exist only due to differences in the mathematical treatments involved in these methods.

To further prove the effectiveness of SWARA-CoCoSo method in ranking of the alternative spray painting robots, weights of the seven evaluation criteria are further estimated using other subjective weighting techniques, like AHP (Saaty, 1977), PIPRECIA (Stanujkic *et al.*, 2015), BWM (Rezaei, 2015) and FUCOM (Pamučar *et al.*, 2018), keeping in mind the preference order of those criteria. These weight values are provided in Table 6. The rankings of all the robots are now derived in Table 7 while integrating those subjective weighting techniques with CoCoSo method. Fig. 5 plots the values of Spearman's rank correlations for SWARA-CoCoSo, AHP-CoCoSo, PIPRECIA-CoCoSo, BWM-CoCoSo

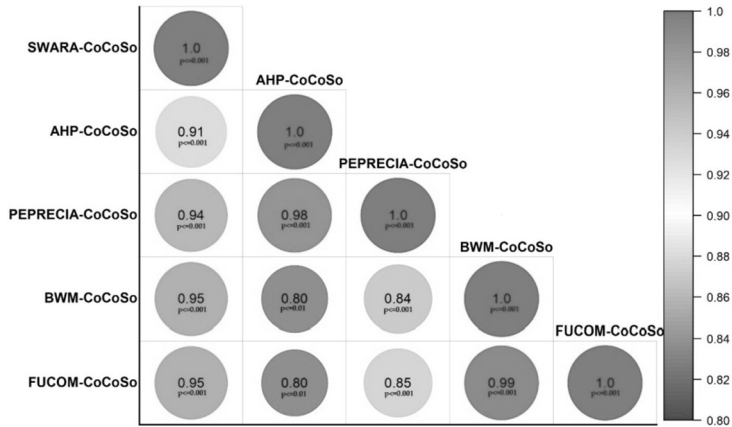


Fig. 5. Spearman's rank correlations for CoCoSo integrated with other weighting techniques.

and FUCOM-CoCoSo methods (p -values for almost all the cases < 0.001). The rankings of the candidate spray painting robots obtained using these combined methodologies are also almost similar. As the corresponding criteria weights are estimated subjectively using those techniques by a group of decision makers based on a specific preference order, it is expected that there may be insignificant deviations in the weight values, minimally affecting the derived ranking orders. Hence, it can be concluded that SWARA-CoCoSo method, having simple computational steps, can be effectively deployed in identifying the most apposite robot for the given spray painting task.

It is worthwhile to mention here that while solving any decision making problem, the priority weights assigned to the considered criteria play important roles in ranking of the alternatives. This spray painting robot selection problem is finally solved using TOPSIS, VIKOR, COPRAS, PROMETHEE and MOORA methods while assigning weights to the criteria using AHP and entropy (Li *et al.*, 2011) methods. In AHP method, the weights allotted to the evaluation criteria are $w_C = 0.35$, $w_P = 0.23$, $w_{PC} = 0.17$, $w_{RE} = 0.16$, $w_{RC} = 0.04$, $w_S = 0.03$ and $w_W = 0.03$, whereas, in entropy method (based on randomness of data in the decision matrix), the corresponding weights are $w_C = 0.1437$, $w_P = 0.1371$, $w_{PC} = 0.1478$, $w_{RE} = 0.1268$, $w_{RC} = 0.1499$, $w_S = 0.1509$ and $w_W = 0.1438$. Table 8 provides the ranks of the alternative spray painting robots for both the cases (rankings based on entropy method are shown in parentheses). It can be interestingly noticed that for all the MCDM methods, the position of the top ranked spray painting robot remains unchanged. The worst chosen robot is one from the models manufactured by Kawasaki. It thus proves the capability of all the adopted MCDM techniques in correctly identifying the best and worst spray painting robots for a problem with smaller numbers of alternatives and criteria.

5. Conclusion

In this paper, SWARA method is first applied to determine subjective weights of the considered evaluation criteria (set in a given preference order) and these weights are subse-

Table 8
Ranks of robots using TOPSIS, VIKOR, COPRAS, PROMETHEE and MOORA methods.

Model	TOPSIS	VIKOR	COPRAS	PROMETHEE	MOORA
KF121	11(11)	11(12)	12(12)	11(12)	12(12)
KJ264	12(12)	12(11)	11(11)	12(11)	11(11)
IRB 5500-22	6(9)	7(10)	6(9)	7(4)	6(9)
IRB 5510	3(8)	4(8)	4(8)	6(8)	4(8)
Motoman MPX-3500	7(6)	6(2)	7(6)	5(6)	7(6)
Motoman EPX-2800	10(10)	8(5)	10(10)	9(7)	10(11)
HS-6-1722	8(4)	10(4)	8(4)	8(10)	8(4)
HS-6-1640	9(7)	9(6)	9(7)	10(9)	9(7)
P-250iB/15	5(5)	3(3)	5(5)	3(5)	5(5)
P-350iA/45	1(1)	1(1)	1(1)	1(1)	1(1)
HY1010A-143	4(3)	5(7)	3(3)	4(3)	3(3)
HY1050A-200	2(2)	2(9)	2(2)	2(2)	2(2)

quently employed along with CoCoSo method for ranking of the alternative spray painting robots. The calculation steps involved in both these methods are easy to comprehend and implement. Based on a set preference order, SWARA method identifies cost as the most significant criterion, while application of CoCoSo method selects Fanuc P-350iA/45 as the most suitable robot for the given spray painting task, followed by P-250iB/15 model. Kawasaki KF121 model is the worst preferred choice. The proposed method is quite robust being insensitive with respect to variations in the corresponding tuning parameter value for low-dimensional MCDM problems. A comparative analysis of its ranking performance against other popular MCDM techniques proves its effectiveness in accurately ranking the robot alternatives. It is also observed that SWARA method behaves similarly as compared to other subjective criteria weighting techniques. Thus, this integrated approach can be considered as a viable tool for ranking of alternatives for real-time manufacturing-related problems taking into account opinions of the experts in a group decision making environment. The limitations of SWARA method are that it does not evaluate relationships between the considered attributes and reliability of the expert judgments may be uncertain due to inaccurate information. On the other hand, in CoCoSo method, the hybrid integration operator basically combines benefits of arithmetic average integration operator with geometric average integration operator. This integration, however, considers three subordinate compromise scores having significant variances affecting the final selection decision. In CoCoSo method, determination of a compromise value of λ is also a contentious task. The ranking performance of this approach may be contrasted with other MCDM tools, like ELECTRE, ARAS, MABAC, multi-attributive real-ideal comparative analysis (MARICA), measurement of alternatives and ranking according to compromise solution (MARCOS), etc., methods. As another future scope of this paper, the alternative spray painting robots may be ranked while estimating objective criteria weights based on randomness of the data in the initial decision matrix. But in this case, the preference order of the evaluation criteria may be distorted. Integration of CoSoSo method with fuzzy sets, interval values, neutrosophic and intuitionistic fuzzy sets, etc., is highly recommended to improve the solution accuracy of the decision making task. As it is not feasible to manually

solve high-dimensional MCDM problems using this integrated approach, development of a software prototype (decision support system) is thus strongly encouraged.

References

- Agarwal, S., Chakraborty, S., Prasad, K., Chakraborty, S. (2021). A rough multi-attributive border approximation area comparison approach for arc welding robot selection. *Jordan Journal of Mechanical & Industrial Engineering*, 15(2), 169–180.
- Athawale, V.M., Chakraborty, S. (2011). A comparative study on the ranking performance of some multi-criteria decision-making methods for industrial robot selection. *International Journal of Industrial Engineering Computations*, 2(4), 831–850.
- Athawale, V.M., Chatterjee, P., Chakraborty, S. (2012). Selection of industrial robots using compromise ranking method. *International Journal of Industrial and Systems Engineering*, 11(1–2), 3–15.
- Azimi, M., Taghizadeh, H., Farahmand, N., Pourmahmoud, J. (2014). Selection of industrial robots using the Polygons area method. *International Journal of Industrial Engineering Computations*, 5(4), 631–646.
- Bader, F., Rahimifard, S. (2020). A methodology for the selection of industrial robots in food handling. *Innovative Food Science & Emerging Technologies*, 64, 102379.
- Behzadian, M., Otaghsara, S.K., Yazdani, M., Ignatius, J. (2012). A state-of-the-art survey of TOPSIS applications. *Expert Systems with Applications*, 39(17), 13051–13069.
- Brans, J.-P., Vincke, P. (1985). A preference ranking organisation method: (the PROMETHEE method for multiple criteria decision-making). *Management Science*, 31(6), 647–656.
- Brauers, W.K.M., Zavadskas, E.K., Peldschus, F., Turskis, Z. (2008). Multi-objective decision-making for road design. *Transport*, 23(3), 183–193.
- Breaz, R.E., Bologa, O., Rac, S.G. (2017). Selecting industrial robots for milling applications using AHP. *Procedia Computer Science*, 122, 346–353.
- Chatterjee, P., Athawale, V.M., Chakraborty, S. (2010). Selection of industrial robots using compromise ranking and outranking methods. *Robotics and Computer-Integrated Manufacturing*, 26(5), 483–489.
- Chodha, V., Dubey, R., Kumar, R., Singh, S., Kaur, S. (2021). Selection of industrial arc welding robot with TOPSIS and Entropy MCDM techniques. *Materials Today: Proceedings*.
- Cui, Y., Liu, W., Rani, P., Alrasheedi, M. (2021). Internet of Things (IoT) adoption barriers for the circular economy using Pythagorean fuzzy SWARA-CoCoSo decision-making approach in the manufacturing sector. *Technological Forecasting and Social Change*, 171, 120951.
- Ghoushchi, S., Jafarzadeh, Ab Rahman, M.N., Raeisi, D., Osgoeei, E., Jafarzadeh Ghoushji, M. (2020). Integrated decision-making approach based on SWARA and GRA methods for the prioritization of failures in solar panel systems under Z-information. *Symmetry*, 12(2), 310.
- Goswami, S.S.S., Behera, D.K.K., Afzal, A., Razak Kaladgi, A., Khan, S.A.A., Rajendran, P., Subbiah, R., Asif, M. (2021). Analysis of a robot selection problem using two newly developed hybrid MCDM models of TOPSIS-ARAS and COPRAS-ARAS. *Symmetry*, 13(8), 1331.
- Gujela, O.P., Gujela, V., Gujela, D.P. (2015). Six DOF spray painting robot analysis. *International Journal of Advanced Research in Electrical, Electronics and Instrumentation Engineering*, 4, 7721–7731.
- Haugan, K. (1974). Spray painting robots: advanced paint shop automation. *Industrial Robot: An International Journal*. 1(6), 270–272.
- Karabašević, D., Stanujkić, D., Urošević, S. (2015). The MCDM model for personnel selection based on SWARA and ARAS methods. *Management Journal of Sustainable Business and Management Solutions in Emerging Economies*, 20(77), 43–52.
- Karande, P., Zavadskas, E., Chakraborty, S. (2016). A study on the ranking performance of some MCDM methods for industrial robot selection problems. *International Journal of Industrial Engineering Computations*, 7(3), 399–422.
- Keršulienė, V., Zavadskas, E.K., Turskis, Z. (2010). Selection of rational dispute resolution method by applying new step-wise weight assessment ratio analysis (SWARA). *Journal of Business Economics and Management*, 11(2), 243–258.
- Khouja, M., Offodile, F. (1994). The industrial robots selection problem: literature review and directions for future research. *IIE Transactions*, 26(4), 50–61.

- Kumar, J., Verma, R.K. (2021). A novel methodology of Combined Compromise Solution and Principal Component Analysis (CoCoSo-PCA) for machinability investigation of graphene nanocomposites. *CIRP Journal of Manufacturing Science and Technology*, 33, 143–157.
- Lai, H., Liao, H., Wen, Z., Zavadskas, E.K., Al-Barakati, A. (2020). An improved CoCoSo method with a maximum variance optimization model for cloud service provider selection. *Inzinerine ekonomika–Engineering Economics*, 31(4), 411–424.
- Li, X., Wang, K., Liu, L., Xin, J., Yang, H., Gao, C. (2011). Application of the entropy weight and TOPSIS method in safety evaluation of coal mines. *Procedia Engineering*, 26, 2085–2091.
- Majeed, R.A., Breesam, H.K. (2021). Application of SWARA technique to find criteria weights for selecting landfill site in Baghdad governorate. In: *IOP Conference Series: Materials Science and Engineering*, Vol. 1090, p. 012045. IOP Publishing.
- Mathew, M., Sahu, S., Upadhyay, A.K. (2017). Effect of normalization techniques in robot selection using weighted aggregated sum product assessment. *International Journal of Innovative Research and Advanced Studies*, 4(2), 59–63.
- Mishra, A.R., Rani, P. (2021). Assessment of sustainable third party reverse logistic provider using the single-valued neutrosophic combined compromise solution framework. *Cleaner and Responsible Consumption*, 2, 100011.
- Mondal, S., Kuila, S., Singh, A.K., Chatterjee, P. (2017). A complex proportional assessment method-based framework for industrial robot selection problem. *International Journal of Engineering Science*, 3(2), 368–378.
- Muzan, I.W., Faisal, T., Al-Assadi, H., Iwan, M. (2012). Implementation of industrial robot for painting applications. *Procedia Engineering*, 41, 1329–1335.
- Omoniwa, B. (2014). A solution to multi criteria robot selection problems using grey relational analysis. *International Journal of Computer and Information Technology*, 3(2), 328–332.
- Opricovic, S., Tzeng, G.-H. (2004). Compromise solution by MCDM methods: a comparative analysis of VIKOR and TOPSIS. *European Journal of Operational Research*, 156(2), 445–455.
- Pamučar, D., Stević, Ž., Sremac, S. (2018). A new model for determining weight coefficients of criteria in mcdm models: full consistency method (fucom). *Symmetry*, 10(9), 393.
- Rani, P., Ali, J., Krishankumar, R., Mishra, A.R., Cavallaro, F., Ravichandran, K.S. (2021). An integrated single-valued neutrosophic combined compromise solution methodology for renewable energy resource selection problem. *Energies*, 14(15), 4594.
- Rashid, T., Ali, A., Chu, Y.-M. (2021). Hybrid BW-EDAS MCDM methodology for optimal industrial robot selection. *Plos One*, 16(2), 0246738.
- Rehman, U. Ateekh, Ahamri, A. Al (2013a). Evaluation of alternative industrial robots using AHP and ELECTRE: a comparative study. *International Journal of Industrial and Systems Engineering*, 14(1), 58–73.
- Rehman, U. Ateekh, Ahamri, A. Al (2013b). Assessment of alternative industrial robots using AHP and TOPSIS. *International Journal of Industrial and Systems Engineering*, 15(4), 475–489.
- Rezaei, J. (2015). Best-worst multi-criteria decision-making method. *Omega*, 53, 49–57.
- Saaty, T.L. (1977). A scaling method for priorities in hierarchical structures. *Journal of Mathematical Psychology*, 15(3), 234–281.
- Sen, D.K., Datta, S., Patel, S.K., Mahapatra, S.S. (2015). Multi-criteria decision making towards selection of industrial robot: exploration of PROMETHEE II method. *Benchmarking: An International Journal*, 22, 465–487.
- Sen, D.K., Datta, S., Mahapatra, S. (2016). Application of TODIM (Tomada de Decisión Inerativa Multicriterio) for industrial robot selection. *Benchmarking: An International Journal*, 23, 1818–1833.
- Simion, M., Socaciu, L., Giurgiu, O., PETRIȘOR, S.M. (2018). The selection of industrial robots for military industry using AHP method: a case study. *Acta Technica Napocensis-Series: Applied Mathematics, Mechanics, and Engineering*, 61(2).
- Stanujkic, D., Karabasevic, D., Zavadskas, E.K. (2015). A framework for the selection of a packaging design based on the SWARA method. *Inzinerine ekonomika–Engineering Economics*, 26(2), 181–187.
- Suszyński, M., Rogalewicz, M. (2020). Selection of an industrial robot for assembly jobs using multi-criteria decision making methods. *Management and Production Engineering Review*, 11, 62–72.
- Tashtouch, T., Otero, E., Velasquez, A., Rodrogoez, P., Hernandez, R. (2015). Selection process of industrial robots. In: *World Congress on Industrial Automation, San Francisco, USA*, pp. 272–278.
- Ulutaş, A., Karakuş, C.B., Topal, A. (2020). Location selection for logistics center with fuzzy SWARA and CoCoSo methods. *Journal of Intelligent & Fuzzy Systems*, 38(4), 4693–4709.

- Yalçın, N., Uncu, N. (2019). Applying EDAS as an applicable MCDM method for industrial robot selection. *Sigma Journal of Engineering and Natural Sciences*, 37(3), 779–796.
- Yazdani, M., Wen, Z., Liao, H., Banaitis, A., Turskis, Z. (2019a). A grey combined compromise solution (CoCoSo-G) method for supplier selection in construction management. *Journal of Civil Engineering and Management*, 25(8), 858–874.
- Yazdani, M., Zarate, P., Zavadskas, E.K., Turskis, Z. (2019b). A Combined Compromise Solution (CoCoSo) method for multi-criteria decision-making problems. *Management Decision*, 57, 2501–2519.
- Zavadskas, E.K., Kaklauskas, A., Turskis, Z., Tamošaitiene, J. (2008). Selection of the effective dwelling house walls by applying attributes values determined at intervals. *Journal of Civil Engineering and Management*, 14(2), 85–93.
- Zolfani, S.H., Saparauskas, J. (2013). New application of SWARA method in prioritizing sustainability assessment indicators of energy system. *Inžinerine ekonomika–Engineering Economics*, 24(5), 408–414.

V.Kumar is pursuing his PhD in the Department of Mechanical Engineering of Indian Institute of Technology Kharagpur, India. The research area of V. Kumar includes application of different soft computing tools in solving complex optimization and decision making problems.

K. Kalita is currently associated with Vel Tech University, India as Assistant Professor in the Mechanical Engineering department. The research area of K. Kalita includes optimization of composite laminated structures, computational mechanics and soft computing techniques.

P. Chatterjee is currently the Dean (Research and Consultancy) at MCKV Institute of Engineering, India (NAAC Accredited “A” Grade Autonomous Institute under UGC Act, 1956). P. Chatterjee is mainly interested in development of different MCDM tools and their real-time applications, operations management and quantitative techniques.

E.K. Zavadskas, prof. chief researcher of Institute of Sustainable Construction, Faculty of Civil Engineering, VilniusTech, Lithuania. A member of the Lithuanian Academie of Sciences; Honorary doctor from Poznan, Saint-Petersburg, and Kyiv universities. Chairman of EURO Working Group ORSDCE. Associate, guest editor or board member for 40 international journals. Founding editor of journals TEDE, JCEM, IJSPM. He is a highly cited researcher in 2014, 2018–2021. Research interests: multi-criteria decision making, civil engineering, sustainable development, fuzzy systems.

S. Chakraborty is a professor at the Department of Production Engineering of Jadavpur University, India, and a regular reviewer of several journals of international repute. The research area of S. Chakraborty includes operations research, multi-criteria decision making, statistical quality control and soft computing.